


**ON STAGE**



//Afundación  
Obra Social ABANCA

# "UNBOXING ALICE" TEACHER'S PACK



# ON STAGE

## VISION AND MISSION

---

**On Stage** was born to enrich educational processes through **cultural and artistic activities aiming to awaken creativity and love for the arts as part of society.**

We want all actors involved in the educational processes to have access to **quality activities**, which are motivational and also help your students to achieve a life-long learning experience

What can we offer?

- Interactive Theatre plays in English and Spanish
- Educational world music concerts
- Creativity, drama resources and couch meditation for groups
- Music and science in schools, educational and cultural institutions.
- Impact advertising interventions for brands.

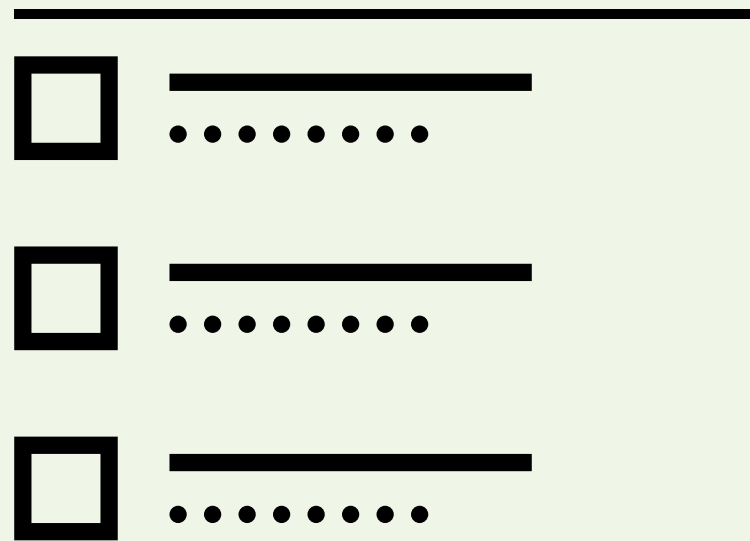


# WHAT WILL YOU FIND IN THE TEACHER'S PACK?

---

In this teacher's pack you will be provided with ideas and material about the play your students will enjoy with the three C's **c**reativity, **c**oncision and **c**ooperation. These three concepts will help students to familiarise themselves with the plot, characters and vocabulary while having fun in the classroom.

# UNBOXING ALICE CONTENTS



- **ESSENTIAL INFORMATION**
  - GENERAL SYNOPSIS.....5
  - CHARACTERS.....6
  - KEY WORDS FOR UNDERSTANDING.....8
  
- **QUICK & EASY EXERCISES.....9**
- **GETTING READY FOR WONDERLAND.....10**
- **SCENE DESCRIPTION.....14-19**
  
- INTERACTIVE LESSON 3°PRIMARY CYCLE.....20
- INTERACTIVE LESSON 4°PRIMARY CYCLE.....20

# UNBOXING ALICE

A GENERAL SYNOPSIS


---

**TWEEDLE****TUBE**

It has been a long time since Alice visited Wonderland for the last time. It is time to turn the page and get up to date! Tweedle Dee and Twee Dum "get on the bandwagon" of new technologies and in their role as influencers they decide to create their own "Wonderland video platform": Tweedletube! From there, they guide us on a hilarious journey to discover what has happened to the most famous characters in the Carroll classic and what is Alice's true nature! all inside an "unboxing video"! TweedleTube is here to stay!

# CHARACTERS

- **TWEEDLE DEE:** The witty one, he wants to move forward and leaves the classic Wonderland behind, he is an entrepreneur, he came up with the idea of TweedleTube.
- **TWEEDLE DUM:** The Dumb one. He is the nostalgic brother, who wants to go back to the classic Wonderland, he is easily distracted but he admires Alice.
- **ALICE:** In this version she is a natural born complainer and spoiled girl, she is also very bossy and because of that she tends to ruin every Wonderland adventure.
- **THE MAD HATTER:** He is just nuts! But he also want to update Wonderland. He is a dreamer and leaves everything behind to start his online business: A hat shop where he sells hats. By the way, he hates tea!
- **THE MARCH HARE:** She is a hare. She always says the opposite of what she thinks. She is sick of the Mad hatter. Her only wish is to have fun at the tea party.




- THE DORMOUSE: He is a sleepy mouse whose purpose is to stay awake. He can only say words beginning with M.
- THE QUEEN OF HEARTS: In this version, she is a real princess in spite of the bad reputation everyone knows from the tale. She is loved because of her generosity and kindness in Wonderland.
- THE WHITE RABBIT: He is Dee's assistant. He was stressed out when Alice was constantly chasing him. He also wants to leave old Wonderland behind and especially Alice.
- THE CHESHIRE CAT: He ended up totally crazy. He gets confused by everything and everyone including himself. However, he found the best way to adapt to the new Wonderland by turning himself into a pop-up!




# KEY WORDS FOR UNDERSTANDING UNBOXING ALICE

- NOUNS: twins, egg, e-commerce, tourist, surprise, bottle, tear, mud, hat, add, queen, tea, party, nonsense, customer, mushroom, fist, button, pop-up, console, controller.
- ADJECTIVES: unboxing, crazy, hungry, thirsty, dry, mad, sleepy, cold, harmless, dangerous.
- VERBS: to agree, to complain, to pause, to mute, to grow, to shrink, to click, to skip, to press, to kidnap, to jump, to spin, to roll around.
- EXPRESSIONS: to unbox the unboxing; Let's try this one. Do you know what this reminds me of? It's our time here, It's a waste of time, No way, Hurry up! Let's go! Give her a chance.



# QUICK AND EASY EXERCISES 3<sup>o</sup>/4<sup>o</sup>

1. Complete the emotions of each emoticons



2. Who is who? Can you recognise the silhouette of each character?



- Alice
- Queen of hearts
- Cheshire Cat
- White Rabbit
- Mad Hatter
- March Hare
- Tweedle Dee
- Tweedle Dum
- Dormouse

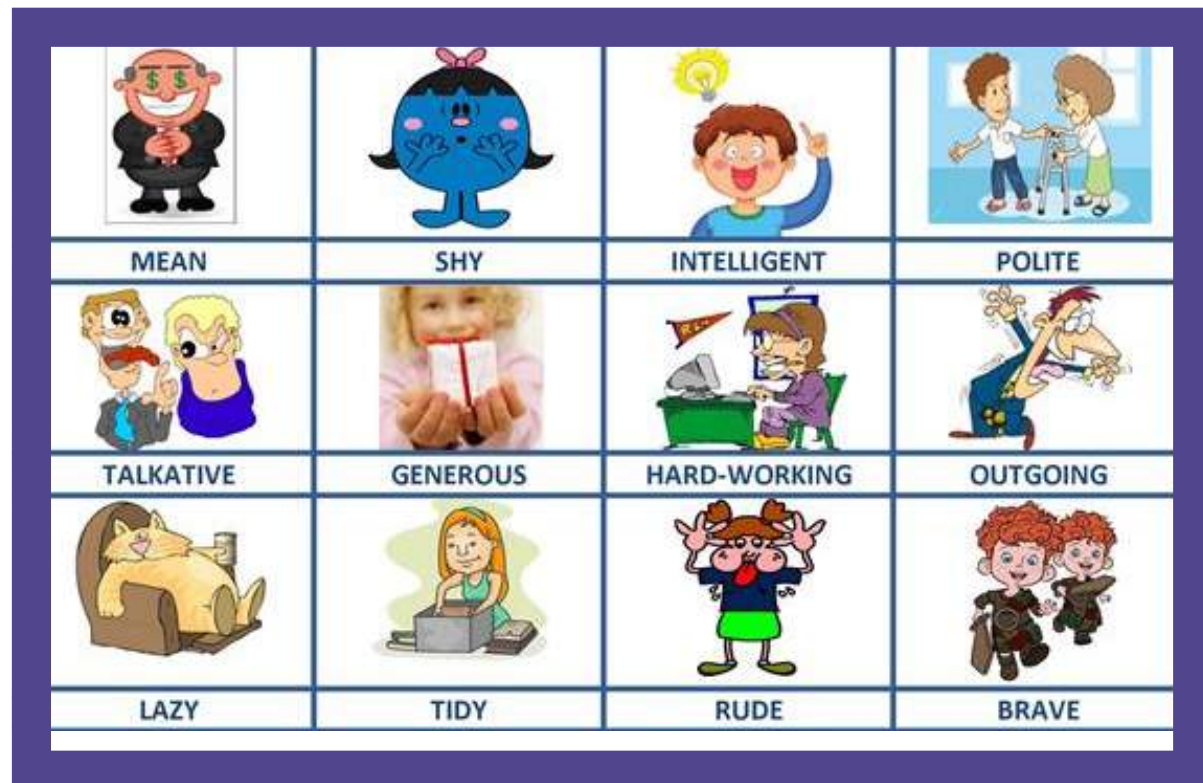
# QUICK AND EASY EXERCISES 5°/6°

---

3. There is a different between how you feel and how you are. Think about it and work in pairs, and ask your partner to describe your personality, adding new adjectives or using these ones!

4. Try this Trivia about Alice in Wonderland .Remembering the story will help you to understand the show much better.

[Click here](#)



# 1. GETTING READY FOR WONDERLAND

AFTER READING WITH YOUR STUDENTS THE SYNOPSIS AND THE CHARACTER DESCRIPTION, YOU CAN GIVE THEM THE FOLLOWING TASKS IN PAIRS OR SMALL OR LARGE GROUPS.

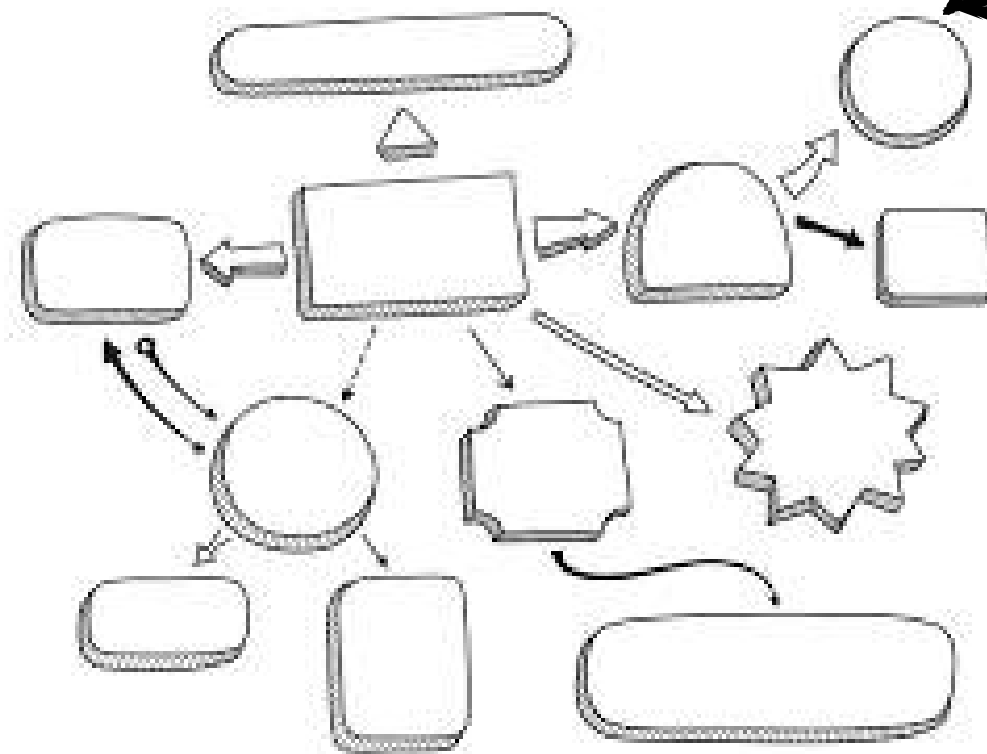
---



# MIND MAP

## ACTIVITY

---



[Click Here for Link](#)

Explain to them that they are going to see a play in English.

Ask them to write down any words they can think of related to Alice and Wonderland,

They can use this Mind map online resource **[mindmapfree.com](http://mindmapfree.com)** to create their maps or draw a map on a piece of paper, whiteboard.

Here are some questions to lead the activity:


- Who is the most important character in the story?
- Why is the Queen of hearts so unpopular?
- Why is the White Rabbit always in a hurry?
- Who do they think is the craziest character?

Write down your students' feedback and summarise their ideas. Eventually, wrap up the activity with the most popular ideas among your students.

# DISCUSSION

## ACTIVITY

---



Now that we know what the play is about: the Tweedles want to start their own streaming platform; It would be interesting to set up a discussion about your students's Internet use. Ask them some questions:

- Do you watch YouTube videos? Do you follow any Youtubers? Which ones and why? Are you one yourself? or a gamer? Do you play online? Do you use or know any other streaming platforms?
- Do you have a channel? Have you ever uploaded a video on YouTube? If so what kind of videos do you show? If not would you like to? And what kind of videos would you make?

# 2. SCENE DESCRIPTION

A SHORT SYNOPSIS WITH KEY WORDS AND  
EXPRESSIONS



# SCENE ONE

## INTRODUCTION

---



Welcome to our first unboxing video for TweedleTube! Tweedle Dee and Tweedle Dum introduce themselves and explain to the public who they are and what TweedleTube is.

Enough of all those classic Wonderland ideas! This is the 21st century and new technologies have arrived! The twins will explain what an unboxing video is and then the show will start.


Key Words: to unbox, to pause, to mute, adventure, surprise, egg, door, bottle, to minimize, to maximize, icon.

Key Expressions: He has a tendency to go on and on, I need to stop you right here, to unbox the unboxing.

# SCENE TWO

## DRINK ME

---



We begin with the Unboxing! Inside the first egg we find a little Godzilla that surprisingly reminds Dum about Alice...

We will find out what happens when you drink or eat things in Wonderland and also take part in the weirdest race ever: The Caucus/Dodo Race! Everything is possible in Wonderland but too much craziness may lead us to some technical difficulties!

Key Words: tourist, to complain, stage, hungry, thirsty, teardrop, to grow, to shrink, race, dry.

Key Expressions:: Let's try this one. Do you know what this reminds me of? Get outta here. It's our time here, we are experiencing some technical difficulties, eat me, drink me, don't touch that.

# SCENE THREE

## TEA (PARTY?)

---



It is time for a nice cup of Tea! We revisit the classic Alice in Wonderland scene or more precisely we try to revisit it because the Mad Hatter has changed his role and he really needs to advertise his brand new E-Shop!

You know how frustrating it is to be interrupted by ads when you try to watch a video, don't you? Well, let's see how our protagonists deal with it!

Key Words: Tea, party, emoji, smile, to click, wild, crazy, angry, mad, mud, sleepy, ad, hat, cold, cap, to skip, to press, customer.

Key Expressions:: it's a waste of time, what does it look like, let's have a tea party! I guess we can't, you are driving me mad, no way!

# INTERSCENE!

## THE POP UP CAT!

---



We could not leave without knowing what is going on with the Cheshire Cat, right? In this virtual Wonderland, he hides himself from the homepage waiting for someone to click his pop-up button. Once this happens, he gets everyone confused with his peculiar style of giving instructions.


Key Words: harmless, button, cat, pop-up

Key Expressions: would you like to go this way, or this way?

# SCENE FOUR

## AN EPIC MIX

---



We get to the last unboxing egg. What we find inside is a vintage Nintendo cartridge game! If you are wondering how Nintendo and Wonderland matches, be ready for the most exciting and unexpected battle! The ending that Lewis Carroll conceals from his readers, the real story about the Queen of Hearts and Alice in a 16-bit scene!

Key Words: console, controller, to kidnap, to spin to jump, to roll around, queen, fireball, mushroom, to touch, fist, dangerous,

Key Expressions: that never happens, what am I? to rule with an iron fist, none shall pass, hurry up! Let's go! Give her a chance.

# ACTIVITY PROPOSAL

LET'S PRACTICE  
ONLINE  
AND  
INTERACT!

---

We have created an **INTERACTIVE LESSON** that may help your students to prepare the show. Click [this link](#) to get to this pick and go material. **Remember to review all the interactive icons and explore all the content before using it in the classroom.**

It will take around 30 minutes and your students will be able to interact with the document, play and research online.

**ENJOY AND LEARN!**

2019

# ON STAGE

\*\*\*\*\*

PERFORMING ARTS & EDUCATION

---

**Thank you very much!  
We hope you enjoy the show  
Please follow us!**

